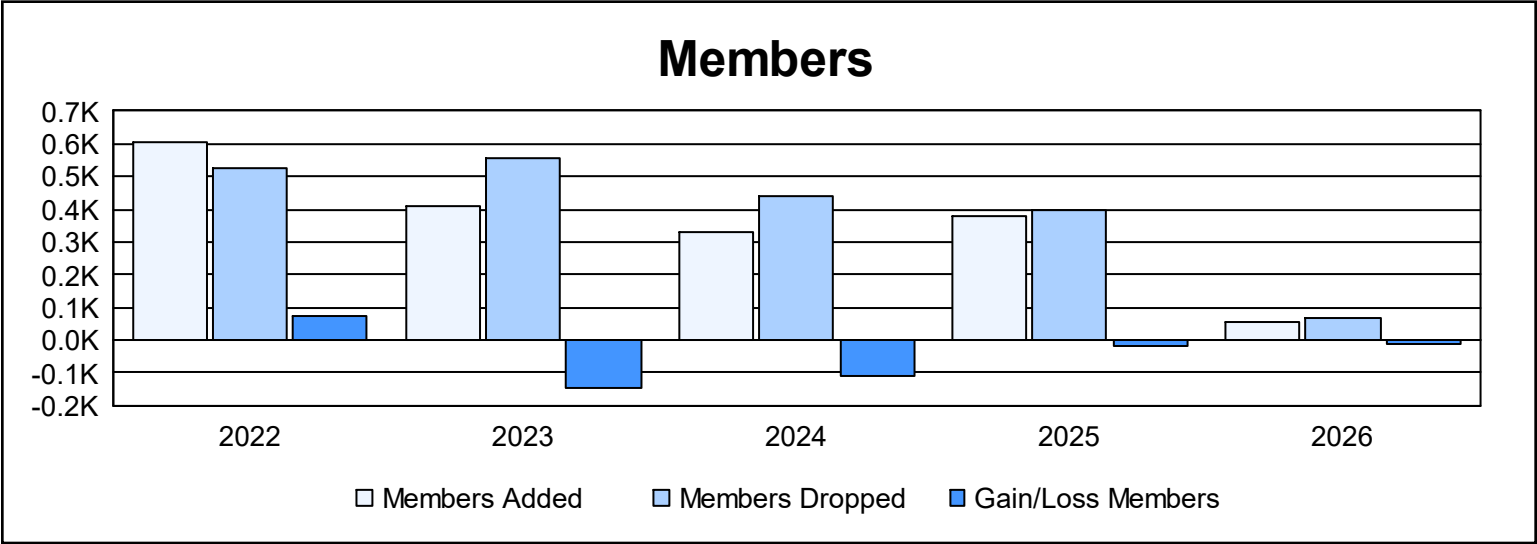
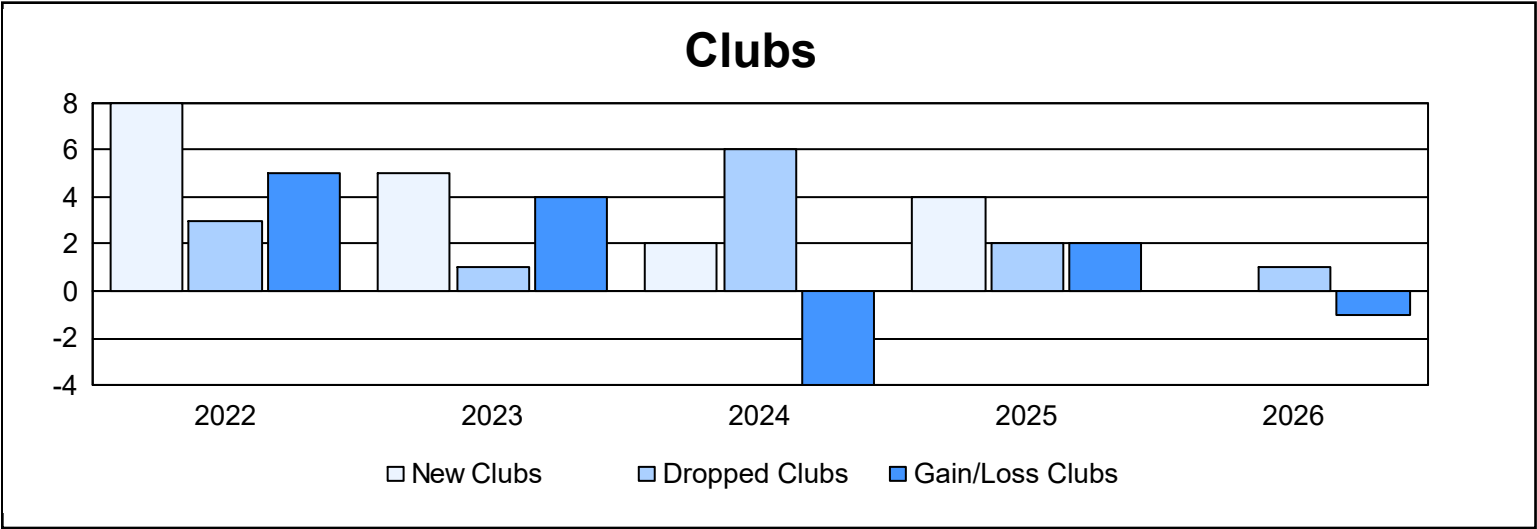
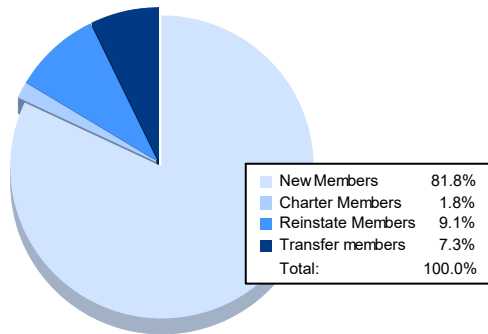


| Year | New Clubs | Dropped Clubs | Gain/ Loss Clubs | New Members | Charter Members | Reinstate Members | Transfer Members | Total Member Added | Total Members Dropped | Gain/ Loss Members |
|-----------|-----------|---------------|------------------|-------------|-----------------|-------------------|------------------|--------------------|-----------------------|--------------------|
| 2021-2022 | 8 | 3 | 5 | 342 | 227 | 11 | 23 | 603 | 527 | 76 |
| 2022-2023 | 5 | 1 | 4 | 254 | 124 | 13 | 17 | 408 | 556 | -148 |
| 2023-2024 | 2 | 6 | -4 | 256 | 54 | 4 | 17 | 331 | 439 | -108 |
| 2024-2025 | 4 | 2 | 2 | 226 | 95 | 36 | 25 | 382 | 400 | -18 |
| 2025-2026 | 0 | 1 | -1 | 45 | 1 | 5 | 4 | 55 | 67 | -12 |
| Average | 4 | 3 | 1 | 225 | 100 | 14 | 17 | 356 | 398 | -42 |



Membership Composition September 2025 Cumulative



Gender Composition September 2025 Cumulative

